



RG-EG Series

Gigabit Cloud Managed Router

Ruijie Networks Co.,Ltd

Floor 11,East Wing, Zhongyipengao Plaza,
No.29 Fuxing Road, HaidianDistrict, Beijing China
Website: <https://www.ruijienetworks.com>

Product Overview



Fig.1 RG-EG105G V2 5-port Gigabit Cloud Managed Router



Fig.2 RG-EG105G-P 5-port Gigabit Cloud Managed PoE Router



Fig.3 RG-EG210G-P 10-port Gigabit Cloud Managed PoE Router



Fig.4 RG-EG210G-E 10-port Gigabit Cloud Managed Router

Product Overview

Ruijie Reyee RG-EG series Router is a cloud managed router designed for villas and smart home , restaurant, small offices, homestay hotel . it is affordable, small and easy to use, but at the same time comes with 500Mbps – 1Gbps bandwidth and supporting up to 200 terminals.

RG-EG series can perform per-port VLAN configuration to achieve port isolation, and integrate with smart flow control to achieve comprehensive network planning and perform local and remote network diagnosis.

The built-in network controller of RG-EG105G V2 / RG-EG105G-P can centrally manage up to 32 Reyee APs and up to 128 Reyee cloud managed switches and RG-EG210G-P / RG-EG210G-E can manage up to 150 Reyee APs and up to 128 Reyee cloud managed switches. RG-EG series realizes the industry-leading auto-discovery and auto-networking features for gateways, switches and wireless, offering unified configuration, remote management and remote fault diagnosis of the entire network via the Ruijie Cloud app.

When working on AC mode , RG-EG105G V2 / RG-EG105G-P can centrally manage up to 300 Reyee APs and up to 128 Reyee cloud managed switches and RG-EG210G-P / RG-EG210G-E can manage up to 500 Reyee APs and up to 128 Reyee cloud managed switches.

Highlight

Auto-provisioning via Self-Organizing Network: RG-EG series realizes the industry-leading auto-discovery and auto-networking features for gateways, switches and wireless

Lifetime free Ruijie Cloud managed: Remote fault alarm, one-click operation and maintenance on Ruijie Cloud App

Multiple WAN Ports: Up to 4 WAN ports are supported for RG-EG210G-P. Up to 2 WAN are supported for RG-EG105G V2/RG-EG105G-P

Full Gigabit port: Meet the needs of 200M xDSL/fiber access, high-speed wired connectivity

AC mode: Manage Reyee APs, saving cost

Smart flow control: Intelligently adjusted the each user bandwidth according to the access bandwidth and the number of users to ensure that each user can enjoy better network experience

IPSec VPN: EG Provide VPN services for headquarters and branches, up to 8 branches

Enterprise Security features: IP/MAC/MAC-Fitering. Independent VLAN for guest , isolated from the internal office network

Curved surface metal design, sheet metal stretching integrated molding

Product highlight Features

Auto-provision via Self-organizing Network (SON) in 3 Minutes Using the App

RG-EG series can automatically discover the devices of the entire network, and easily complete the configurations via the one-click configuration of the mobile app without any technical threshold.

Smart Flow Control

With the bandwidth guarantee policy, the terminal bandwidth is intelligently adjusted according to the access bandwidth and the number of users to ensure that each user can enjoy better network experience.

Port Isolation for security CCTV network

RG-EG series supports per-port VLAN and network segment division, and provides a cascade port for surveillance switch expansion, isolating the surveillance network and data network.

Multiple WAN Policies

RG-EG series supports PPPoE, static IP, dynamic IP, and other WAN port connection modes, as well as smart routing based on the carrier address database, and policy-based routing for load balancing and active/standby switching. It also supports load balancing based on source addresses so that services such as online banking login will no longer fail due to IP conversion.

Product highlight Features

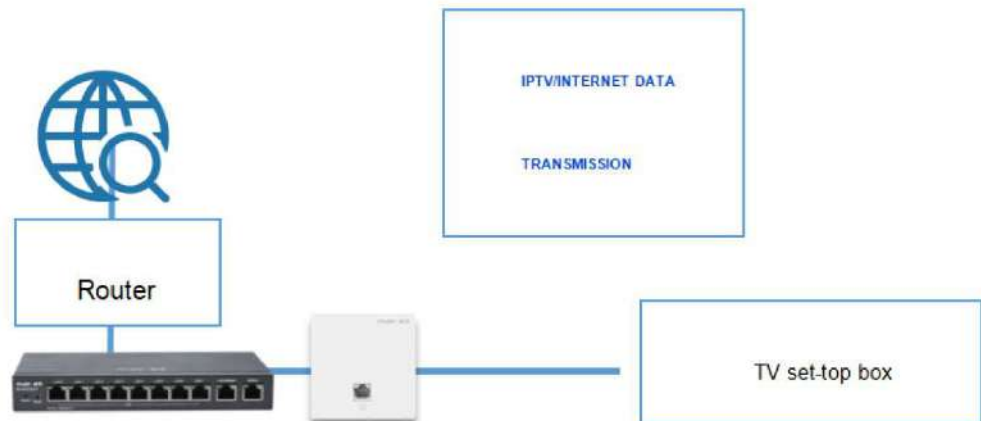
IPSec VPN

RG-EG series provide VPN services for headquarters and branches, up to 8 branches.



Single-cable IPTV

Integrating with RAP1200 series Wall-plate AP, it supports single-cable transmission for both Internet data and IPTV data from the modem. The data is separated at the wall plate AP, and then sent to the IPTV set-top box and used to provide the Internet Wi-Fi service respectively.



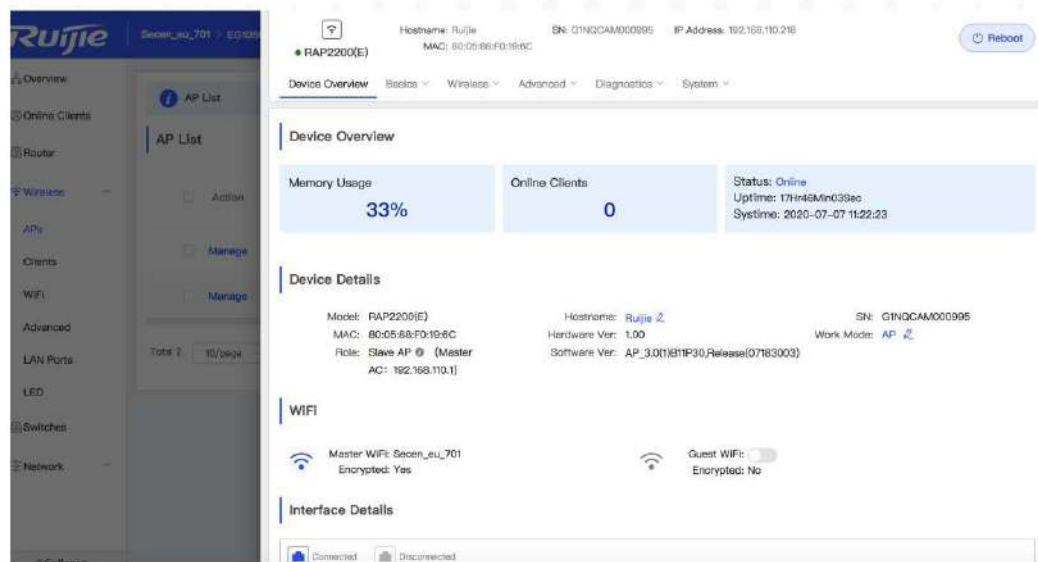
Product highlight Features

Copying the Dial-up Password

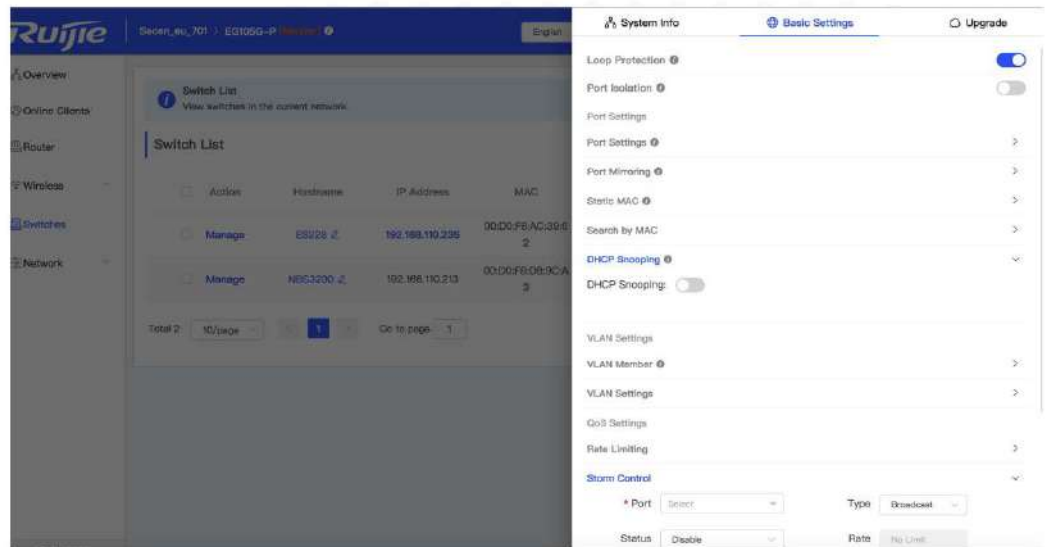
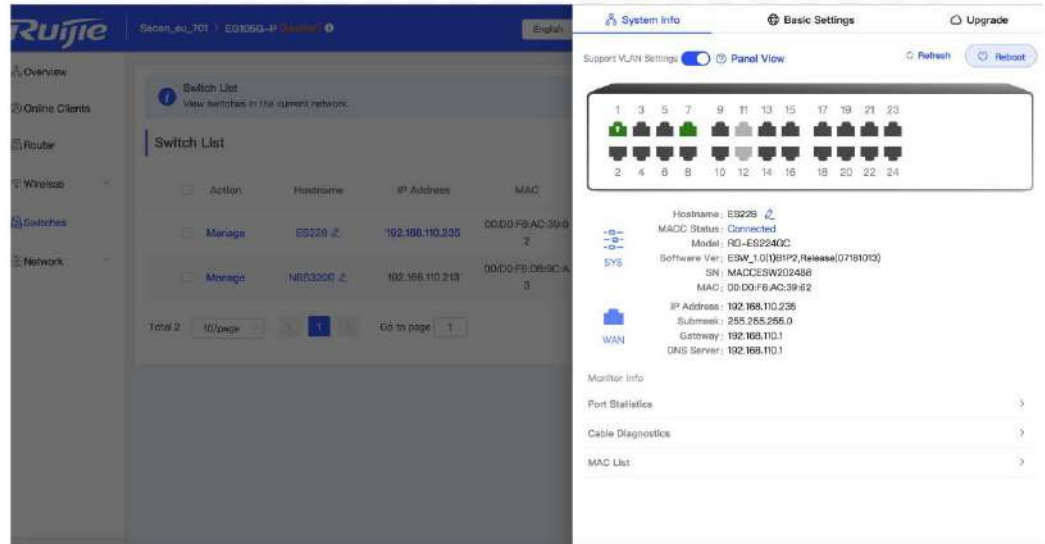
By obtaining the dial-up account password from the existing router, users do not have to worry about forgetting the password when replacing the router.

Network Management

When RG-EG is used as an egress gateway, it can also serve as a unified controller for the entire network. The industry-leading unified network controller for router+ switch + wireless can manage up to 150 APs and 120 cloud managed switches.



Product highlight Features



Also RG-EG can be configured as access controller mode only without serving as an egress gateway. Under this setting, it can manage up to 500 APs, offering greater management capacity.

Product highlight Features

Wi-Fi Control

Individual SSID management : Support 8 SSIDs. The frequency band, encryption mode, VLAN and address segment can be configured individually based on the SSID.

Wireless experience optimization: In strong interference environment, the wireless competitive mode can be applied to increase channel occupancy and improve network experience. 5G priority is supported to access 5G networks at higher priority for higher speed and less interference.

Wireless access security: Support viewing of wireless user information, as well as blacklist and whitelist access control for wireless terminals.

Health mode: The Wi-Fi power can be reduced based on the time period, so that the radiation is smaller, and the power consumption is lower.

Multiple Management Methods

Local or remote management and configuration of the entire network for EG + AP networking can be performed using the Ruijie Cloud app or Ruijie Cloud platform so that fault can be discovered and handled in time. With the Ruijie Cloud app, it also supports features such as QR code authentication for Wi-Fi, terminal status checking, Wi-Fi setting, parental control, and device restart.

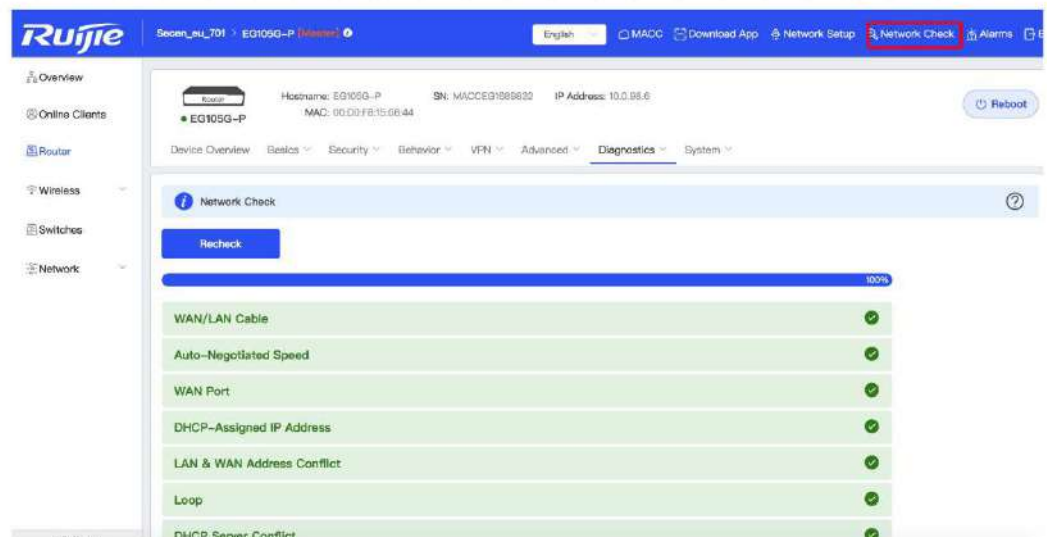
Product highlight Features

Network Planning

The rich network planning features can isolate the network for different services, and plan the bandwidth according to the network segment, terminal, etc., to ensure the network quality of key equipment and core services and avoid IP address conflicts.

Network Diagnosis

RG-EG series supports diagnosis and repair suggestions for more than 30 common network anomalies including DHCP conflicts, abnormal negotiation rates, excessive traffic, AP disconnection and device interference.



Technical Specifications

Model	RG-EG105G V2	RG-EG105G-P	RG-EG210G-P	RG-EG210G-E
Basic specifications				
Fixed ports	5 10/100/1000M Base-T ports , supporting up to 2 WAN ports (Default: 1 WAN port , 4 LAN ports LAN3 can be switched to WAN1 port)	5 10/100/1000M Base-T ports , supporting up to 2 WAN ports (Default: 1 WAN port , 4 LAN ports LAN3 can be switched to WAN1 port)	10 10/100/1000M Base-T ports , supporting up to 4 WAN ports (Default: 1 WAN port and 9 LAN ports LAN8, LAN7 and LAN6 can be switched to WAN ports)	10 10/100/1000M Base-T ports , supporting up to 4 WAN ports (Default: 1 WAN port and 9 LAN ports LAN8, LAN7 and LAN6 can be switched to WAN ports)
RAM	128MB	128MB	256MB	256MB
Flash	16MB	16MB	16MB	16MB
Maximum number of clients	Up to 100 concurrent clients	Up to 100 concurrent clients	Up to 200 concurrent clients	Up to 200 concurrent clients
Recommended bandwidth	600M asymmetric bandwidth (flow control disabled) 500M asymmetric bandwidth (flow control enabled)	500M asymmetric bandwidth (flow control disabled) 300M asymmetric bandwidth (flow control enabled)	600M asymmetric bandwidth (flow control disabled) 500M asymmetric bandwidth (flow control enabled)	1Gbps asymmetric bandwidth (flow control disabled) 1Gbps asymmetric bandwidth (flow control enabled)
Local power supply	Support 220V AC local power supply	Support 220V AC local power supply	Support 220V AC local power supply	Support 220V AC local power supply
Power consumption	<6W	<60W (With PoE load)	<80W	<15W
Basic network features				
Network access	PPPoE dial-up, DHCP client, static IP, automatic identification of access methods, automatic avoidance of WAN port address conflicts, MAC cloning, obtaining account passwords from existing routers			
Routing	Static routing, policy-based routing, carrier address routing, active/standby mode, load balancing based on source address, flow-based load balancing, port-based weighted load balancing of data streams			
Security	ACL, IP-MAC binding, MAC address filtering, dynamic ARP, static ARP binding, NAT, NAPT, port mapping			
Other protocols	DHCP Server, DHCP Client, DHCP Option43 / 138, DNS Client, DNS Server, DNS Proxy, TFTP, NTP, DDNS			

Technical Specifications

Model	RG-EG105G V2	RG-EG105G-P	RG-EG210G-P	RG-EG210G-E
Gateway				
Application recognition	Built-in self-developed application signature database to identify applications Support free upgrades			
Flow control	Support custom flow control policies, IP-based automatic bandwidth assignment			
Traffic audit	Real-time traffic audit, IP traffic visualization			
Behavior management	Time-based and IP policy-based access control, website filtering			
Wireless management				
Management capacity	In AC mode, the maximum management capacity is 300 In gateway mode, the maximum management capacity is 32	In AC mode, the maximum management capacity is 300 In gateway mode, the maximum management capacity is 32	In AC mode, the maximum management capacity is 500 In gateway mode, the maximum management capacity is 150	In AC mode, the maximum management capacity is 500 In gateway mode, the maximum management capacity is 150
AP management	Support multi-SSID configuration, SSID hiding, channel setting, power setting, AP wired port setting, AP online upgrade, STA quantity setting, STA blacklist and whitelist			
Roaming	Support local forwarding roaming, Layer 2 roaming, Layer 3 roaming between APs, viewing of STA roaming track			
Switch management				
Management capacity	Maximum manageable cloud managed switches: 128			
Port management	Loop protection, port mirroring, port isolation, port configuration, PoE configuration, port limit, storm control, static MAC, MAC search			
Status display	Port statistics, monitoring information, cable detection, VLAN configuration, MAC list			
Upgrade management	Per-device upgrade, batch upgrade			
Value added features				
Featured solutions	Single-cable IPTV solution, port service VLAN and network segment isolation solution, smart fault diagnosis solution, intranet penetration solution, auto-networking solution			
Management	Eweb and Ruijie Cloud			

Technical Specifications

Model	RG-EG105G V2	RG-EG105G-P	RG-EG210G-P	RG-EG210G-E
Physical specifications				
Dimensions	206.5×108.5×28 (mm)	206.5×108.5×28 (mm)	202×107×28 (mm)	440×43.6×201.5 (mm)
Weight	0.84kg	0.84kg	1.5kg	2.35kg
Temperature	Operating temperature: 0 ~ 40 °C Storage temperature: -10 °C ~ 70 °C	Operating temperature: 0 ~ 40 °C Storage temperature: -10 °C ~ 70 °C	Operating temperature: 0 ~ 40 °C Storage temperature: -10 °C ~ 70 °C	Operating temperature: 0 ~ 40 °C Storage temperature: -10 °C ~ 70 °C
Humidity	Operating humidity: 10% ~ 90%(non-condensing) Storage humidity: 5% ~ 95%(non-condensing)	Operating humidity: 10% ~ 90%(non-condensing) Storage humidity: 5% ~ 95%(non-condensing)	Operating humidity: 10% ~ 90%(non-condensing) Storage humidity: 5% ~ 95%(non-condensing)	Operating humidity: 10% ~ 90%(non-condensing) Storage humidity: 5% ~ 95%(non-condensing)